

**Contribution to knowledge of the tribe Gastrallini (Coleoptera:
Bostrichoidea: Ptinidae) - II.
New species of the genus *Gastrallus* from Africa, with review of the
Afrotropical species**

Petr ZAHRADNÍK

Forestry and Game Management Research Institute
Strnady 136, CZ-156 04 Praha 5 - Zbraslav, Czech Republic
e-mail: zahradnik@vulhm.cz

Taxonomy, new species, new synonymy, Coleoptera, Ptinidae, *Gastrallus*, Afrotropical region

Abstract. *Gastrallus* Jacquelin du Val, 1862 is represented by 24 species, from these are 9 new species for science - *G. bilyi* sp. n., *G. flagellatus* sp. n., *G. granulatus* sp.n., *G. janae* sp.n., *G. karelai* sp. n., *G. kenyaensis* sp. n., *G. kuboni* sp. n., *G. natalensis* sp. n., *G. snizeki* sp. n. According to other study *Gastrallus insulcatus* Pic, 1937 from India is new synonym to *G. pubens* Fairmaire, 1875 (aedeagus of both is identical).

INTRODUCTION

Basic global information about the tribe Gastrallini White, 1982 (with key to all the four genera) and review of Palaearctic species of the genus *Gastrallus* Jacquelin du Val, 1860 are given by Zahradník (2007). Many *Gastrallus* species live in other regions of world, especially in Afrotropical and Oriental regions. I submitted global data about Ethiopic species in the present paper with descriptions of 8 new species.

MATERIAL AND METHODS

There are 16 species described from Afrotropical region (one from them is known from Palaearctic region, too). I studied all the original descriptions (Español, 1963, 1966, 1992; Español et Comas 1991; Español et Viñolas 1996; Fairmaire 1875; Pic 1904, 1948; Viñolas 1999) and some of the species of this genus. I studied more than 60 specimens from genus *Gastrallus* from south part of Africa (below equator) coming from expeditions especially of collectors from Czech Republic.

abyssinicus Español, 1963: 196 (Fig. 1)

alluaudi Pic, 1948: 16

basilewskyi Español, 1963: 193 (Fig. 2)

Congo (Brazaville),
Ethiopia; *Indomalayan
region (India)
Djibouti
Zaire (Congo - Kinshasa),
*Zimbabwe

<i>bilyi</i> sp. n. (Figs. 3, 32, 41)	South Africa
<i>cervelloi</i> Viñolas, 1999: 82 (Fig. 4)	Equatorial Guinea
<i>degallieri</i> Español, 1992: 133 (Fig. 5)	Central African Republic
<i>flagellatus</i> sp. n. (Figs. 6, 33)	Kenya
<i>gabonicus</i> Español, 1963: 194 (Fig. 7)	Gaboon
<i>granulatus</i> sp. n. (Fig. 8, 34, 42)	Kenya
<i>janae</i> sp. n. (Figs. 9, 35, 43)	Kenya
<i>jeremiasi</i> Viñolas et Masó, 2007: 61 (Fig. 10)	South Africa
<i>karelai</i> sp. n. (Figs. 11, 36, 44)	Kenya
<i>kaszabi</i> Español, 1966: 271 (Fig. 12)	Ghana
<i>kenyaensis</i> sp. n. (Figs. 13, 37, 45)	Kenya
<i>krugerensis</i> Viñolas et Masó, 2007: 68 (Fig. 14)	South Africa
<i>kuboni</i> sp. n. (Figs. 15, 38, 46)	Tanzania
<i>makerensis</i> Español et Viñolas, 1996: 79 (Fig. 16)	Rwanda
<i>minutus</i> Español et Comas, 1991: 18 (Fig. 17)	*Botswana, South Africa, *Tanzania
<i>natalensis</i> sp. n. (Fig. 18, 39, 47)	South Africa
<i>ndumuensis</i> Viñolas et Masó, 2007: 65 (Fig. 19)	South Africa
<i>omedesae</i> Viñolas et Masó, 2007: 60 (Fig. 20)	South Africa
<i>pafuriensis</i> Viñolas et Masó, 2007: 63 (Fig. 21)	South Africa
<i>pruinus</i> Pic, 1904: 11 (<i>Theca</i>) (Fig. 22)	Madagascar
<i>pubens</i> Fairmaire, 1875: 515 (Fig. 23)	Chad, Ethiopia, Kenya, Senegal, Sudan, Uganda;
<i>insulcatus</i> Pic, 1937 syn. n.	Palaeartic region (see Zahradník 2007)
<i>ribesi</i> Español, 1992: 134 (Fig. 24)	Equatorial Guinea
<i>rorki</i> Español et Comas, 1991: 18 (Fig. 25)	South Africa
<i>skukuzaensis</i> Viñolas et Masó, 2007: 65 (Fig. 26)	South Africa
<i>snizeki</i> sp. n. (Figs. 27, 40, 48)	South Africa
<i>strydomi</i> Viñolas et Masó, 2007: 64 (Fig. 28)	South Africa
<i>varii</i> Español et Comas, 1991: 17 (Fig. 29)	South Africa, *Zimbabwe
<i>vinyolasi</i> Español, 1992: 134 (Fig. 30)	Central African Republic
<i>vrydaghi</i> Español, 1963: 194 (Fig. 31)	Ivory Coast, Sudan, Tanzania
Country with asterix (*) - newly published find.	

DESCRIPTIONS OF NEW SPECIES

Gastrallus bilyi sp. n.

(Figs 3, 32, 41)

Type material. Holotype (♂): South Africa, North prov., Waterberg, Geelhoutbosh farm, [S 24°22'. E 27°33'], 15.-18.xii.1997, S. Bílý lgt. Allotype (♀): the same data. Both deposited in author's collection.

Description. Male (holotype). Oblong oval, transversally very convex, body length 3.3 mm, greatest width 1.1 mm. Ratio length:width of elytra 2.1. Dark brown, pubescence whitish silvery, very short, dense, recumbent. Antennae, palpi and legs bright brown.

Head evenly convex, with double punctures - the first is coarse and sparse, diameter of puncture the same as distance between punctures, the second is fine and dense, matt. Eyes large, slightly globular. Front 1.5 times wider than width of eye from dorsal view. Antennae consist of ten antennomeres. The first antennomere relatively robust and long, the second almost globular, the third twice longer than wide, from the fourth to the seventh approximately as wide as long. Last three (the eighth to the tenth) strongly enlarged, the eighth twice longer than wide, the ninth 3 times longer than wide, both slightly triangular (the eighth strongly) with slightly emarginated apical part, the tenth four times longer than wide (Fig. 41).

Pronotum slightly transverse (length 0.85 mm, width 1.05 mm), strongly convex, widest at the base, and two third, without bump anteriorly in the middle. Lateral margin invisible (dorsal view). Base of pronotum twice emarginated (Fig. 32). Surface of pronotum with double punctures - the first is coarse and sparse, diameter of puncture the same as distance between punctures, the second is fine and dense, matt. Scutellum pentagonal slightly wider than long.

Elytra without distinct shoulders, with double punctures - the first is coarse and sparse, diameter of puncture the same as distance between punctures, the second is fine and dense, matt, with distinct eleven striae; the twelfth stria achieves only the first third. Interstria flat and wide.

The first and the second visible sternite long, approximately twice wider than the third. The fourth as long as the third, the fifth slightly wider than the fourth and the third. The first sternite with sharp and long hook.

Aedeagus see Fig. 3.

Female (allotype): Body of the same size as male, without visible dimorphism.

Differential diagnosis. This species is very similar to other species from the *G. laevigatus*-group, with small differences in shape of pronotum and antennae. The most important is shape of aedeagus, which is stable and very different from other species.

Name derivation. Dedicated to the collector of the type material and my friend Svatopluk Bílý.

Gastrallus flagellatus sp. n.

(Figs 6, 33)

Type material. Holotype (♂): Kenya, Meru distr., Matiri, Mituguu, 800 m, 8.xi.1983, R. Mourglia lgt. Allotype (♀): the same data. Holotype deposited in collection of Naturhistorisches Museum Basel, Switzerland. Allotype deposited in author's collection.

Description. Male (holotype). Oblong oval, transversally very convex, body length 2.8 mm, greatest width 0.9 mm. Ratio length:width of elytra 2.3. Brown, pubescence whitish silvery, very short, sparse, recumbent. Palpi and legs bright brown.

Head evenly convex, with double punctures - the first is coarse and sparse, diameter of puncture the same as distance between punctures, the second is fine and dense, matt. Eyes large, slightly globular. Front as wide as diameter of eye from dorsal view. Antennae missing.

Pronotum slightly transverse (length 0.65 mm, width 0.8 mm), strongly convex, widest at the base, without bump anteriorly in the middle (Fig. 33). Lateral margin invisible (dorsal view). Base of pronotum slightly curved. Surface of pronotum with double punctures - the first is coarse and sparse, diameter of puncture the same as distance between punctures, the second is fine and dense, matt. Scutellum almost square.

Elytra without distinct shoulders, finely and densely punctuate, slightly shining, with only two lateral striae and one other lateral stria achieving only the first third; other striae only slightly indicated, visible as line consisting of black punctures.

The first and the second visible sternite long, approximately twice wider than the third. The fourth as long as the third, the fifth slightly wider than the fourth and the third. The first sternite with sharp and wide hook.

Aedeagus see Fig. 6.

Female (allotype): Body smaller than male (length 2.2 mm, wide 0,85 mm), without visible dimorphism.

Differential diagnosis. This species is very similar to other species from *G. laevigatus*-group, with small differences in shape of pronotum and antennae. The most important is shape of aedeagus, which is stable and very different from other species.

Name derivation. Derived from two long whips on apex of aedeagus (in Latin whip is flagellum).

Gastrallus granulatus sp. n.

(Figs 8, 34, 42)

Type material. Holotype (♂): Kenya, Tana prov., Garse env., 9.iv.2004, M. Snížek lgt. Holotype deposited in author's collections.

Description. Male (holotype). Oblong oval, transversally very convex, body length 2.0 mm, greatest width 0.8 mm. Ratio length:width of elytra 1.6. Brown, pubescence whitishly silvery, very short, sparse, recumbent. Palpi and legs bright brown.

Head evenly convex, with double punctures - the first is very good visible, coarse and dense, puncture almost touch, the second is fine and dense, shining-matt. Eyes large, slightly globular. Front 0.8 times wider than diameter of eye from dorsal view. Antennae consist of ten antennomeres. The first antennomere relatively robust and long, the second almost globular, the third 1.5 times longer than wide, the fourth slightly transverse, the fifth and the sixth 1.5 times longer than wide, the advent approximately as wide as long. The last three (the eighth to the tenth) enlarged, the eighth approximately 1.5 times longer than wide, the ninth slightly longer than the eighth, the same wide, both slightly triangular (the eighth strongly), the tenth 2.5 times longer than wide (Fig. 42).

Pronotum transverse (length 0.6 mm, width 0.85 mm), strongly convex, widest in the second third, on the base narrower, without bump anteriorly in the middle (Fig. 34). Lateral

margin invisible (dorsal view). Base of pronotum slightly curved. Surface of pronotum with double puncture - the first is very good visible, coarse and dense, punctures almost touching, the second is fine and dense, shining-matt. Scutellum almost square.

Elytra without distinct shoulders, with double puncture - the first is very good visible, coarse and dense, punctures almost touching, the second is fine and dense, shining-matt, with only two lateral striae and one other lateral stria achieves only the first third; other striae only slightly indicated, visible as line consisting of black punctures.

The first and the second visible sternites long, approximately twice wider than the third. The fourth as long as the third, the fifth slightly wider than the fourth and the third. The first sternite with sharp and wide hook.

Aedeagus see Fig. 8.

Female: Unknown.

Differential diagnosis. This species is very similar to other species from the *G. laevigatus*-group, with small differences in shape of pronotum and antennae and very granulate surface of the body. The most important is shape of aedeagus, which is stable and very different from other species.

Name derivation. Derived from granulate surface of body (in Latin granulate is granulatum).

Gastrallus janae sp. n.

(Figs 9, 35, 43)

Type material. Holotype (♂): Kenya SE, Voi, 10.xii.1999, M. Snížek lgt. Holotype deposited in author's collections.

Description. Male (holotype). Oblong oval, transversally very convex, body length 2.2 mm, greatest width 0.8 mm. Ratio length:width of elytra 1.8. Brown, pubescence whitish silvery, very short, dense, recumbent. Antennae, palpi and legs bright brown.

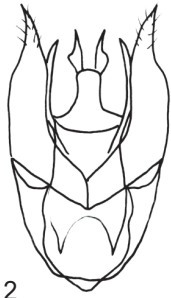
Head evenly convex, bright brown, almost rusty, with double punctures - the first is coarse and sparse, diameter of puncture the same as distance between punctures, the second is fine and dense, matt. Eyes large, slightly globular. Front the same wide as width of eye from dorsal view. Antennae consisting of ten antennomeres. The first antennomere relatively robust and long, the second almost globular, the third slightly longer than wide, from the fourth to the seventh approximately as wide as long. The last three (the eighth to the tenth) enlarged, the eighth almost twice longer than wide, the ninth 2.5 times longer than wide, slightly triangular (the eighth strongly), the tenth 3 times longer than wide (Fig. 43).

Pronotum very slightly transverse (length 0.65 mm, width 0.75 mm), strongly convex, widest at the base, without bump anteriorly in the middle (Fig. 35). Lateral margin invisible (dorsal view). Base of pronotum slightly curved. Surface of pronotum with double puncture - the first is coarse and sparse, diameter of puncture the same as distance between punctures, the second is fine and dense, matt. Scutellum triangular slightly longer than wide.

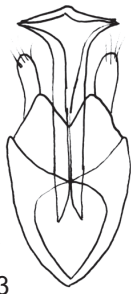
Elytra without distinct shoulders, with double puncture - the first is coarse and sparse, diameter of puncture the same as distance between punctures, the second is fine and dense, slightly shining, with distinct eleven striae; the twelfth stria achieves only the first third.



1



2



3



4



5



6



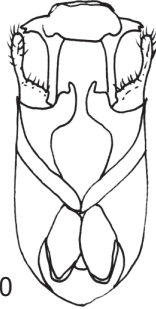
7



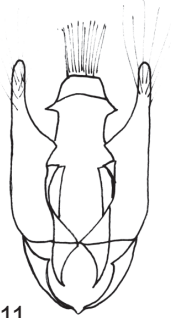
8



9



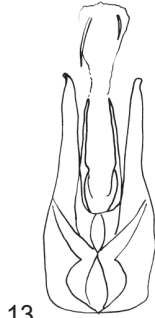
10



11



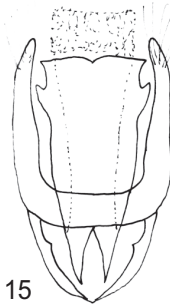
12



13



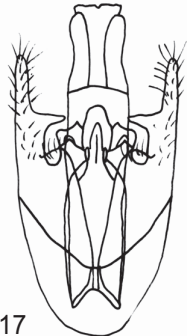
14



15



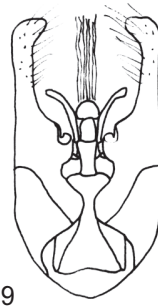
16



17



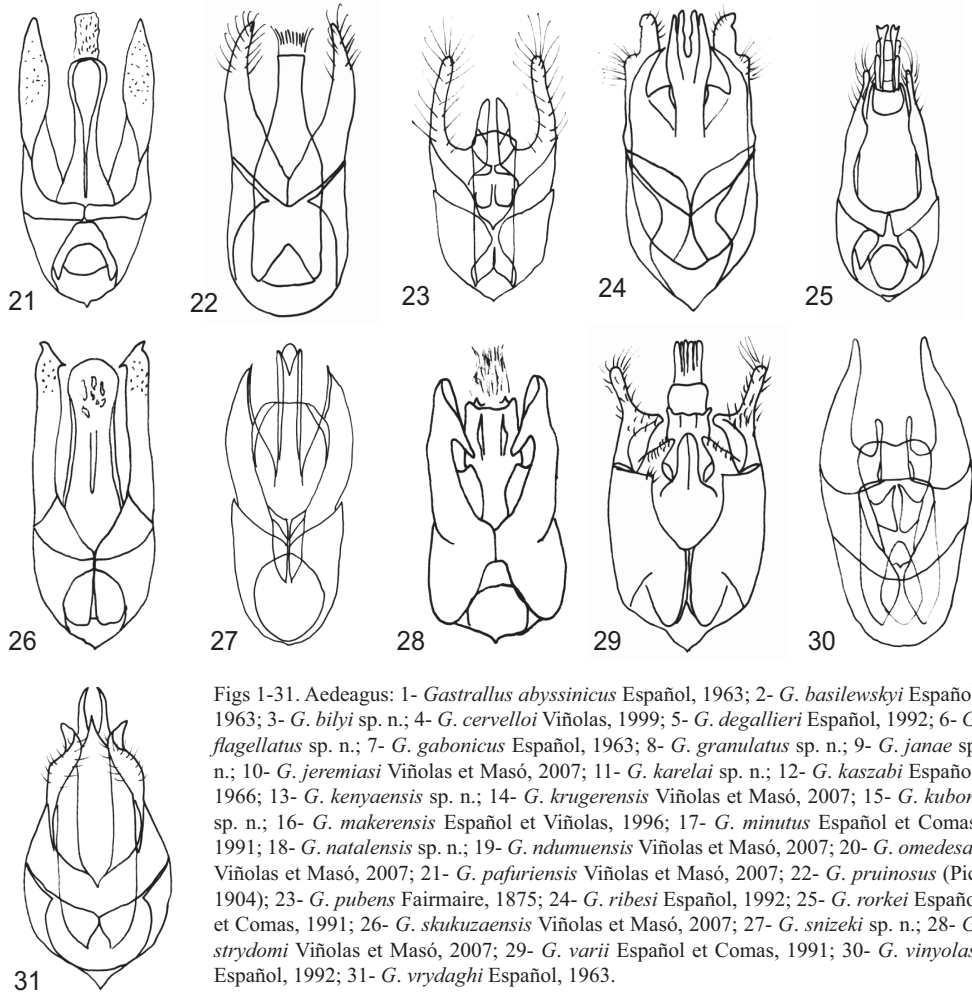
18



19



20



Figs 1-31. Aedeagus: 1- *Gastrallus abyssinicus* Español, 1963; 2- *G. basilewskyi* Español, 1963; 3- *G. bilyi* sp. n.; 4- *G. cervelloi* Viñolas, 1999; 5- *G. degallieri* Español, 1992; 6- *G. flagellatus* sp. n.; 7- *G. gabonicus* Español, 1963; 8- *G. granulatus* sp. n.; 9- *G. janae* sp. n.; 10- *G. jeremiasi* Viñolas et Masó, 2007; 11- *G. karelai* sp. n.; 12- *G. kaszabi* Español, 1966; 13- *G. kenyaensis* sp. n.; 14- *G. krugerensis* Viñolas et Masó, 2007; 15- *G. kuboni* sp. n.; 16- *G. makerensis* Español et Viñolas, 1996; 17- *G. minutus* Español et Comas, 1991; 18- *G. natalensis* sp. n.; 19- *G. ndumuensis* Viñolas et Masó, 2007; 20- *G. omedesae* Viñolas et Masó, 2007; 21- *G. pafuriensis* Viñolas et Masó, 2007; 22- *G. pruinosus* (Pic, 1904); 23- *G. pubens* Fairmaire, 1875; 24- *G. ribesi* Español, 1992; 25- *G. rorkei* Español et Comas, 1991; 26- *G. skukuzaensis* Viñolas et Masó, 2007; 27- *G. snizeki* sp. n.; 28- *G. strydomi* Viñolas et Masó, 2007; 29- *G. varii* Español et Comas, 1991; 30- *G. vinyolasi* Español, 1992; 31- *G. vrydaghi* Español, 1963.

The first and the second visible sternites long, approximately twice wider than the third. The fourth the same long as the third, the fifth slightly wider as the fourth and the third. The first sternite with sharp and long hook.

Aedeagus see Fig. 9.

Female: Unknown.

Differential diagnosis. This species is very similar to other species from the *G. laevigatus*-group, with small differences in shape of pronotum and antennae. The most important is shape of aedeagus, which is stable and very different from other species.

Name derivation. Dedicated to my mother Jana.

***Gastrallus karelai* sp. n.**

(Figs 11, 36, 44)

Type material. Holotype (♂): Kenya E, Mwingi, Nguni env., 26.xi.1999, M. Snížek lgt. Holotype deposited in author's collections.

Description. Male (holotype). Oblong oval, transversally very convex, body length 2.3 mm, greatest width 0.85 mm. Ratio length:width of elytra 1.9. Brown, pubescence whitish silver, very short, dense, recumbent. Antennae, palpi and legs bright brown.

Head evenly convex, with double puncture - the first is coarse and sparse, diameter of puncture the same as distance between punctures, the second is fine and dense, matt. Eyes large, slightly globular. Front of the same width as eye from dorsal view. Antennae consist from ten antennomeres. The first antennomere relatively long, the second almost globular, the third slightly longer than wide, from the fourth to the sixth approximately as wide as long, the fourth slightly serrated, the seventh slightly longer than wide, slightly serrated. Last three (the eighth to the tenth) enlarged (antennae are destroyed, left is without the tenth segment, right only with two segments), the eighth almost twice longer than wide, the ninth 2.5 times longer than wide, slightly triangular (the eighth strongly) (Fig. 44).

Pronotum transverse (length 0.65 mm, width 0.85 mm), strongly convex, widest at the base, without bump anteriorly in the middle (Fig. 36). Lateral margin invisible (dorsal view). Base of pronotum slightly curved. Surface of pronotum with double punctures - the first is coarse and sparse, diameter of puncture the same as distance between punctures, the second is fine and dense, matt. Scutellum rectangular, slightly transverse.

Elytra without distinct shoulders, with double puncture - the first is coarse and sparse, diameter of puncture the same as distance between punctures, the second is fine and dense, slightly shining, with only slightly distinct two lateral striae, without distinct punctures.

The first and the second visible sternites long, approximately twice wider than the third. The fourth as long as the third, the fifth slightly wider than the fourth and the third. The first sternite with short and wide hook.

Aedeagus see Fig. 11.

Female: Unknown.

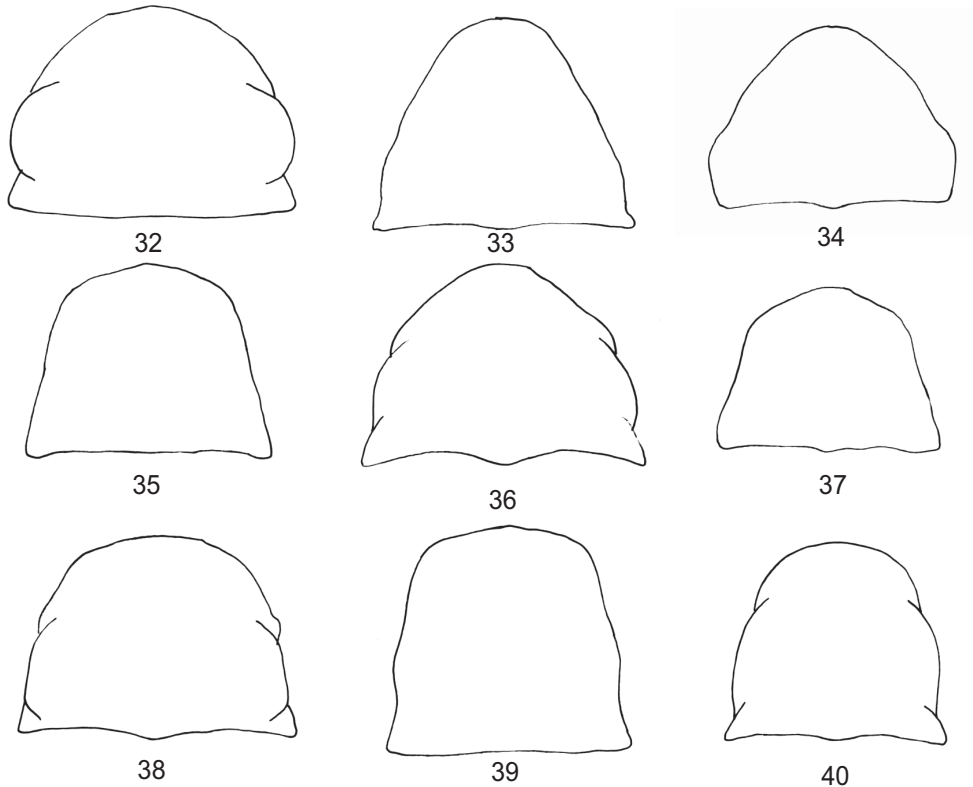
Differential diagnosis. This species is very similar to other species from the *G. laevigatus*-group, with small differences in shape of pronotum and antennae. The most important is shape of aedeagus, which is stable and very different from other species.

Name derivation. Dedicated to my father Karel.

***Gastrallus kenyaensis* sp. n.**

(Figs 13, 37, 45)

Type material. Holotype (♂): Kenya E, Garissa env., 30.xi.1999, M. Snížek lgt. Holotype deposited in author's collections.



Figs 32-40. Pronotum: 32- *Gastrallus bilyi* sp. n.; 33- *G. flagellatus* sp. n.; 34- *G. granulatus* sp. n.; 35- *G. janae* sp. n.; 36- *G. karelai* sp. n.; 37- *G. kenyaensis* sp. n.; 38- *G. kuboni* sp. n.; 39- *G. natalensis* sp. n.; 40- *G. snizeki* sp. n.

Description. Male (holotype). Oblong oval, transversally very convex, body length 2.0 mm, greatest width 0.7 mm. Ratio length:width of elytra 1.9. Brown, pubescence whitish silvery, very short, dense, recumbent. Antennae, palpi and legs bright brown.

Head evenly convex, with double punctures - the first is coarse and sparse, diameter of puncture the same as distance between punctures, the second is fine and dense, matt. Eyes large, slightly globular. Front slightly narrower than width of eye from dorsal view. Antennae consisting of ten antennomeres. The first antennomere relatively long, the second almost globular, the third longer than wide, the fourth and the sixth approximately slightly wider than long, slightly serrated, the fifth and the seventh slightly longer than wide. The last three (the eighth to the tenth) enlarged, the eighth as long as wide, the ninth slightly longer than wide, both triangular, the tenth twice longer than wide, oval (Fig. 45).

Pronotum transverse (length 0.55 mm, width 0.7 mm), strongly convex, widest at the base, without bump anteriorly in the middle (Fig. 37). Lateral margin invisible (dorsal view). Base of pronotum slightly curved. Surface of pronotum with double puncture - the first is coarse

and sparse (especially in anterior part), diameter of puncture the same as distance between punctures, the second is fine and dense, matt. Scutellum rectangular, slightly transverse.

Elytra without distinct shoulders, with double puncture - the first is coarse and sparse, diameter of puncture the same as distance between punctures, the second is fine and dense, slightly shining, with only slightly distinct three lateral striae, without distinct puncture.

The first and the second visible sternites long, approximately twice wider than the third. The fourth as long as the third, the fifth as wide as the fourth and the third together. The first sternite with short and wide hook.

Aedeagus see Fig. 13.

Female: Unknown.

Differential diagnosis. This species is very similar to other species from the *G. laevigatus*-group, with small differences in shape of pronotum and antennae. The most important is shape of aedeagus, which is stable and very different from other species.

Name derivation. Derived from the name of the country, place of distribution.

***Gastrallus kuboni* sp. n.**

(Figs 15, 38, 46)

Type material. Holotype (♂): Tanzania, Arusha distr., Mto Wa Mbu env., 15.-20.iv.1997, M. Kuboň lgt. Holotype deposited in author's collections.

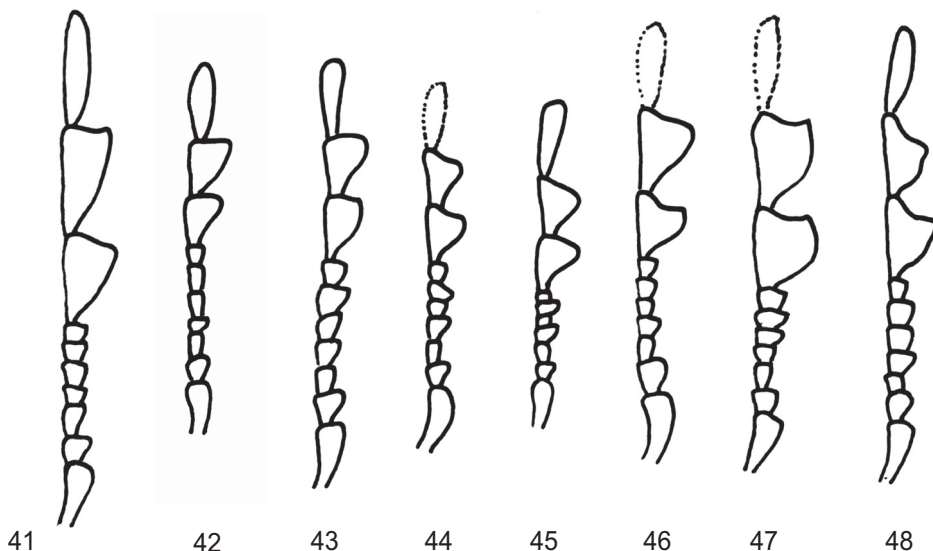
Description. Male (holotype). Oblong oval, transversally very convex, body length 2.6 mm, greatest width 0.75 mm. Ratio length:width of elytra 2.5. Dark brown, pubescence whitish silvery, short, dense, recumbent. Antennae, palpi and legs bright brown.

Head evenly convex, with double punctures - the first is coarse and sparse, diameter of puncture the same as distance between punctures, the second is fine and dense, matt. Eyes large, slightly globular. Front 1.3 times wider than diameter of eye from dorsal view. Antennae consisting of ten antennomeres. The first antennomere robust and long, the second almost globular, the third 1.5 times longer than wide, the fourth and the sixth slightly wider than long, slightly serrated, the fifth and the seventh as long as wide. Last three (the eighth to the tenth) strongly enlarged, the eighth 1.3 times longer than wide, the ninth twice longer than wide, both slightly triangular (the eighth strongly) with slightly emarginated apical part. The tenth segment is missing (Fig. 46).

Pronotum transverse (length 0.65 mm, width 0.85 mm), strongly convex, widest at the base, and two third, without bump anteriorly in the middle (Fig. 38). Lateral margin invisible (dorsal view). Base of pronotum slightly curved. Surface of pronotum with double punctures - the first is coarse and sparse, diameter of puncture the same as distance between punctures, the second is fine and dense, matt. Scutellum rectangular, slightly transverse.

Elytra without distinct shoulders, finely and densely punctate, slightly shining, with only two lateral striae and one other lateral stria achieving only the first third.

The first and the second visible sternites long, approximately twice wider than the third. The fourth as long as the third, the fifth slightly wider than the fourth and the third. The first sternite with sharp and wide hook.



Figs 41-48. Antennae: 41- *Gastrallus bilyi* sp. n.; 42- *G. granulatus* sp. n.; 43- *G. janae* sp. n.; 44- *G. karelai* sp. n.; 45- *G. kenyaensis* sp. n.; 46- *G. kuboni* sp. n.; 47- *G. natalensis* sp. n.; 48- *G. snizeki* sp. n..

Aedeagus see Fig. 15.

Female: Unknown.

Differential diagnosis. This species is very similar to other species from the *G. laevigatus*-group, with small differences in shape of pronotum and antennae. The most important is shape of aedeagus, which is stable and very different from other species.

Name derivation. Dedicated to the collector of the type material and my friend Milan Kuboň.

***Gastrallus natalensis* sp. n.**

(Figs 18, 39, 47)

Type material. Holotype (♂): South Africa, Natal, Kwazulu, Ithala, 21.i.2003, M. Snížek lgt. Allotype (♀): the same data. Both deposited in author's collection.

Description. Male (holotype). Oblong oval, transversally very convex, body length 3.0 mm, greatest width 1.0 mm. Ratio length:width of elytra 2.1. Brown, pubescence whitish silvery, very short, dense, recumbent. Antennae, palpi and legs bright brown.

Head evenly convex, with double punctures - the first is coarse and sparse, diameter of puncture the same as distance between punctures, the second is fine and dense, matt. Eyes large, slightly globular. Front as wide as diameter of eye from dorsal view. Antennae consisting of ten antennomeres. The first antennomere long, the second almost globular, the third 1.5 times longer than wide, from the fourth to the seventh approximately as wide as

long, slightly serrated. The last three (the eighth to the tenth) strongly enlarged (antennae are destroyed, left is without the tenth segment, right without the ninth and the tenth segments), the eighth 1.2 times longer than wide, the ninth 2 times longer than wide, both slightly triangular (the eighth strongly) with slightly emarginated apical part (Fig. 47).

Pronotum slightly transverse (length 0.7 mm, width 0.85 mm), strongly convex, widest at the base, without bump anteriorly in the middle (Fig. 39). Lateral margin invisible (dorsal view). Base of pronotum slightly curved. Surface of pronotum with double punctures - the first is coarse and sparse, diameter of puncture the same as distance between punctures, the second is fine and dense, matt. Scutellum trapezoides slightly longer than wide.

Elytra without distinct shoulders, finely and densely punctate, slightly shining, with only two lateral striae and one other lateral stria achieving only the first third.

The first and second visible sternites long, approximately twice wider than the third. The fourth as long as the third, the fifth slightly wider than the fourth and the third. The first sternite with short and wide hook.

Aedeagus see Fig. 18.

Female (allotype): Body length 3.5 mm, greatest width 1.0 mm. Without visible dimorphism.

Differential diagnosis. This species is very similar to other species from the *G. laevigatus*-group, with small differences in shape of pronotum and antennae. The most important is shape of aedeagus, which is stable and very different from other species.

Name derivation. Derived from the name of province Natal, place of distribution.

Gastrallus snizeki sp. n.

(Figs 27, 40, 48)

Type material. Holotype (♂): South Africa, Maputoland, Mbazwana, Mkhuze, 1.ii.2003, M. Snížek lgt. Holotype deposited in author's collections.

Description. Male (holotype). Oblong oval, transversally very convex, body length 2.75 mm, greatest width 0.8 mm. Ratio length:width of elytra 2.2. Brown, pubescence whitish silvery, very short, dense, recumbent. Antennae, palpi and legs bright brown.

Head evenly convex, with double punctures - the first is coarse and dense, puncture almost touch, the second is very fine and very dense, matt. Eyes large, slightly globular. Front as wide as diameter of eye from dorsal view. Front with distinct yellowish longer pubescence inclined forwards. Antennae consisting of ten antennomeres. The first antennomere long, the second almost globular, the third shortly longer than wide, the fourth large, slightly serrate, the fifth to the seventh approximately as wide as long. Last three (eighth to the tenth) strongly enlarged, eighth 1.3 times longer than wide, the ninth twice longer than wide, both triangular (the eighth strongly) with slightly emarginated apical part. The last segment almost 4 times longer than wide (Fig. 48).

Pronotum very slightly transverse (length 0.6 mm, width 0.7 mm), strongly convex, widest at the base, without bump anteriorly in the middle (Fig. 40). Lateral margin invisible (dorsal view). Base of pronotum slightly curved, with transversal furrow before base. Surface of

pronotum with double punctures - the first is coarse and dense, diameter of puncture smaller than distance between punctures, the second is fine and dense, matt. Scutellum rectangular, slightly wider than long.

Elytra without distinct shoulders, finely and densely punctuate, slightly shining, with only two lateral striae and one other lateral stria achieves only the first third.

The first and the second visible sternite long, approximately twice wider than the third. The fourth as long as the third, the fifth the same width as the fourth and the third together. The first sternite with short and wide hook.

Aedeagus see Fig. 27.

Female: Unknown.

Differential diagnosis. This species is very similar to other species from the *G. laevigatus*-group, with small differences in shape of pronotum and antennae. The most important is shape of aedeagus, which is stable and very different from other species.

Name derivation. Dedicated to the collector of the type material and my friend Miloš Snížek.

ACKNOWLEDGMENTS. I am obliged to my colleagues S. Bílý (Prague), M. Snížek (České Budějovice), M. Kuboň (Ostrava) and M. Brancucci (Naturhistorisches Museum Basel) who provided me with the material of the new species.

This work was supported by the Ministry of the Czech Republic, Project No. MZE 002070201 Stabilization of Forest Functions in Biotopes Disturbed by Anthropogenic Activities in Changing Environmental Conditions (the same as other author's papers in this journal published over years 2005-2007).

REFERENCES

- ESPAÑOL F. 1963: Notas Sobre Anobidos IX.-X. [IX. Contribución al conocimiento de los *Gastrallus* del Africa tropical; X. Un nuevo género y especie de Dorcatominae del Africa tropical]. *Revue de Zoologie et de Botanique Africaines* 67: 189-202.
- ESPAÑOL F. 1966: Notas sobre anóbidos (Coleoptera). XXIII.-XXV. [XXIII. Descripción de un nuevo Xyletininae del Africa central; XXIV. Sobre el género *Deroptilinus* Lea; XXV. Un nuevo *Gastrallus* del Norte de Ghana]. *Eos, Revista Española de Entomología* 42: 265-273.
- ESPAÑOL F. 1992: Tres nuevos *Gastrallus* Jacq. du Val (Coleoptera, Anobiidae) de la fauna del África central. *Miscelánea Zoológica* (Barcelona) 15: 133-136.
- ESPAÑOL F. & COMAS J. 1991: Contribución al conocimiento de los Anobiidae del Africa austral (Coleoptera: Bostrychoidea). Primera nota. *Elytron, Supplementum* 5: 15-38.
- ESPAÑOL F. & VIÑOLAS A. 1996: Género y especies nuevas de Anobiidae del África tropical (Coleoptera). *Miscelánea Zoológica* (Barcelona) 19: 75-98.
- FAIRMAIRE L. 1875: Coléoptères de la Tunisie. Récoltés par Mr. Abdul Kerim. *Annali della Museo di Storia Naturale in Genova* 7: 475-540.
- PIC M. 1904: Coléoptères Africains nouveaux. *L'Échange, Revue Linnéenne* 20: 11-12.
- PIC M. 1948: Captures et Coléoptères nouveaux. *Diversités Entomologiques* 3: 12-16.
- VIÑOLAS A. 1999: *Gastrallus cervelloi* sp. n. de la isla de Bioco, Guinea Ecuatorial (Coleoptera, Anobiidae). *Miscelánea Zoológica* (Barcelona) 22: 81-84.
- VIÑOLAS A. & MASÓ G. 2007: Nuevas especies de los géneros *Trichodesma* LeConte, 1861 y *Gastrallus* Jacquelin du Val, 1860, del Africa Austral (Coleoptera, Anobiidae). *Animal Biodiversity and Conservation* 30.1: 53-70.
- ZAHRADNÍK P. 2007: Contribution to knowledge of the tribus Gastralini (Coleoptera: Bostrychoidea: Anobiidae) - I. New species of the genus *Gastrallus* from Turkey, with review of the Palearctic species. *Studies and Reports of District Museum Prague-East, Taxonomical Series* 3: 171-178.

