

A new species of the genus *Paranovelsis* Casey, 1900 from Greece (Coleoptera: Dermestidae: Attageninae)

Jiří HÁVA^{1,2}

¹Daugavpils University, Institute of Life Sciences and Technology,
Department of Biosystematics, Vienības Str. 13, Daugavpils, LV - 5401, Latvia

²Private Entomological Laboratory and Collection,
Rýznerova 37, CZ - 252 62 Únětice u Prahy, Praha-západ, Czech Republic
e-mail: jh.dermestidae@volny.cz

Taxonomy, new species, Coleoptera, Dermestidae, Attageninae, *Paranovelsis*, Greece, Iran

Abstract. *Paranovelsis siteki* sp. nov. from Greece is described, illustrated and compared with *Paranovelsis punctatus* (Scopoli, 1772), *P. hyrcanus* (Zhantiev, 2009) and *P. moravicus* Háva, 2018. The new species is characteristic by the shape of antennae and male genitalia and by the number and arrangement of the elytral and pronotal white spots.

INTRODUCTION

The genus *Paranovelsis* Casey, 1900 currently contains 19 species from the Holarctic Region (Háva 2015, 2018). In the Palaearctic Region, the genus is represented by 8 species (formerly belonging to the genus *Attagenus* Latreille, 1802) divided into two species groups *P. pantherinus* group and *P. punctatus* group designated by Háva (2018). The new species described in the present paper belongs to the *P. punctatus* species group.

MATERIAL AND METHODS

The following measurements were made:
total length (TL) - linear distance from anterior margin of pronotum to apex of elytra.
elytral width (EW) - maximum linear transverse distance.

In the list of type material, a double slash (//) separates different labels.

The material examined is deposited in the following collections:

JHAC Jiří Háva, Private Entomological Laboratory & Collection, Únětice u Prahy, Prague-west, Czech Republic;

NMED Naturkundemuseum, Erfurt, Germany.

The nomenclature and zoogeography follow Háva (2015).

Specimens of the presently described species are provided with red, printed labels with texts as follows: „HOLOTYPE (or PARATYPE), *Paranovelsis siteki* sp. nov. J. Háva det. 2019”

TAXONOMY

Paranovelsis siteki sp. nov.

(Figs. 1-9)

Type material. Holotype (♂): GREECE centr., Thessalia, Pindos Mts., SE part 1420 m, Neraida, Pezoula env., 9.6.2013, Tomáš Sitek lgt., (JHAC). Paratype (1 ♀): same data as holotype, (JHAC).

Description of male. Body: TL 3.7 mm, EW 1.9 mm; elongate and oval (Fig. 1, 4), slightly convex; dorsally and ventrally black and brown, matt; dorsum covered with short and erect, brown and white setation; thoracic underside with comparatively long and recumbent, brown setation; visible abdominal ventrites with recumbent, brown setation, sparser than that on thoracic surface.

Head coarsely punctate and covered by brown setation. Palpi dark brown. Frontal median ocellus present. Eyes with median margin emarginate at about anterior 1/3. Antennae composed of 11 antennomeres; antennomeres II-VIII dark brown; I, IX-XI black, all with short, brown setation, antennal club compact with 3 antennomeres (Fig. 5).

Pronotum coarsely punctate, covered by brown setation with two white, large spots postero-laterally (Fig. 3). Hypomeron matt with small punctures.

Scutellum small and triangular, matt, with rounded apex, without setation.

Elytra coarsely punctate on humeri and with one small humeral bump, other parts coarsely punctate, covered by brown setation. Each elytron with 8 small, white, circular spots of setation (Fig. 1). Epipleuron black, very short, with short brown setae.

Prosternum without “collar”, mouthparts free. Prosternal process short and broad. Meta- and mesosternum finely punctate discally, coarsely punctate laterally, with brown recumbent setation.


Abdomen dark brown, with five visible abdominal ventrites, each ventrite laterally with small depressions, covered by recumbent, brown setation (Fig. 9). 9th ventrite as in Fig. 8.

Legs dark brown, covered with comparatively short and thick, yellow setation, tibia with lateral spines. Tarsi brown moderately long.

Male genitalia (Fig. 7), parameres with long setae, total length 0.5 mm.



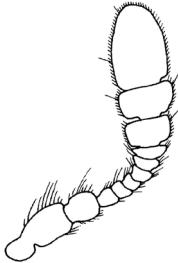
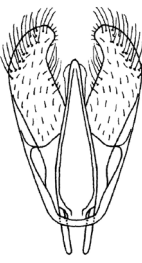



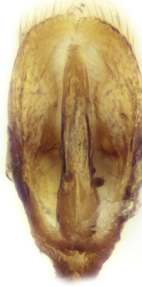
Female. Body (Fig. 2), TL 4.2 mm, EW 2.2 mm. Externally similar to male, but differs by the shape of antennae (Fig. 6).

Differential diagnosis. The new species belongs to *P. punctatus* species group and looks visually similar to *P. punctatus* (Scopoli, 1772), *P. moravicus* Háva, 2018 and *P. hyrcanus* (Zhantiev, 2009) but differs from them by the characters mentioned in the following table. The new species differs from species *P. maculatus* (Kalík, 2006) (Greece, Albania) by the shape of antennae (*maculatus* - antennae entirely brown with not compact antennal club) and male genitalia.



Figs. 1-9. *Paranovelsis siteki* sp. nov.: 1- habitus of male; 2- habitus of female; 3- head and pronotum; 4- habitus of male laterally; 5- antennae of male; 6- antennae of female; 7- male genitalia; 8- 9th ventrite; 9- abdomen.

Tab. 1. Table of differentiating characters.

<i>Paranovelsis</i> species	antennae of male	pronotal white spots	spots of each elytron	male genitalia	head	eyes
<i>P. punctatus</i> (Scopoli, 1772)		7 (two very large spots postero-laterally)	9-10		head covered by black setae and white setae forming spots	with median margin emarginate at about anterior 1/3
<i>P. hyrcanus</i> (Zhantiev, 2009)		7 (two very large spots postero-laterally)	9		head covered by black setation	with median margin complete
<i>P. siteki</i> sp. nov.		2 (two large spots postero-laterally)	8		head covered by brown setation	with median margin emarginate at about anterior 1/3
<i>P. moravicus</i> Háva, 2018		3 (two small spots postero-laterally)	3		head covered by brown setation	with median margin complete

Bionomics. Collected on flowers of *Crataegus* sp. at the pathway in the spruce forest (T. Sitek pers comm.).

Etymology. Patronymic, dedicated to my friend, entomologist and collector of the new species Tomáš Sitek (Ostrava, Czech Republic).

Distribution. Greece: Thessalia.

Paranovelsis hyrcanus (Zhantiev, 2009)

Material examined: Iran, Mazandaran prov., 1 km NW of Kinj, 1600 m, 36°24.14'N 51°30.54'E, 18-22.v.2017, L. Dembicky leg., IRN-2017-1-MZM Expedition, 1 ♀, J. Háva det., (NMED).

Distribution. A species described from Azerbaijan (Zhantiev 2009), and recorded from Iran: Gilan province (Háva et al. 2015), first known specimen from Mazandaran province.

ACKNOWLEDGEMENTS. I am obliged very much to Tomáš Sitek (Czech Republic) for the interesting new species, to Matthias Hartmann (NMED) for loaning me the interesting material from Iran and to Miloslav Rakovič (Dobřichovice, Czech Republic) for review of the English manuscript.

REFERENCES

- HÁVA J. 2015: *World Catalogue of Insects. Volume 13. Dermestidae (Coleoptera)*. Leiden/Boston: Brill, xxvi + 419 pp.
- HÁVA J. 2018: A new species of the genus *Paranovelsis* Casey, 1900 from the Czech Republic (Coleoptera: Dermestidae: Attageninae). *Folia Heyrovskyana, Series A* 26(1): 1-7.
- HÁVA J., HERRMANN A. & KADEJ M. 2015: New Faunistic Records of Dermestidae (Coleoptera) - Part 14. *Euroasian Entomological Journal* 14(6): 568-570.
- ZHANTIEV R. D. 2009: Novye i maloizvestnyye vidy zhukov-kozheedov (Coleoptera, Dermestidae) iz Kavkaza. [New and little-known dermestid-beetles (Coleoptera, Dermestidae) from the Caucasus.] *Zoologicheskij Zhurnal* 88: 1402-1405 (in Russian, English summary).

Received: 25.8.2019

Accepted: 20.9.2019

Printed: 31.3.2020

